

Self-Management: Day 8







Estimated Time

30 minutes

Standards

W.5.1.A, W.5.1.B, W.5.1.C, W.5.1.D, L.5.1, L.5.2, L.5.2.E, L.5.3

Materials Needed

1. Journal Page 12
2. Computers for research
3.  [Opinion Paper Graphic Organizer](#)
4.  [Opinion Paper Student Checklist](#)
5.  [Opinion Writing Rubric](#)
6.  [How to Cite Research from a Website](#)

Instructional Procedures

1. Have students complete the journal prompt in their journals.
2. Using the ability to demonstrate self-management, students will develop an opinion paper about what makes up a family. In expressing both their opinion and research

found on the topic, students will present their own emotions and thoughts on the topic.

3. Introduce the topic of writing an opinion paper. Ask the students, what is an opinion?
4. Introduce the overall topic of this opinion piece: What makes up a family?
5. Lead students in a discussion about the different types of families. How do you define *family*? What makes a family strong? Do family members all need to be related to be considered a family?
6. Direct students to develop an opinion statement about what they believe makes up a family.
7. Review the Opinion Paper Student Checklist with the students in order to clarify the expectations for this assignment.
8. Pass out the Opinion Paper Graphic Organizer. Have students write their own opinion statement in the appropriate space.
9. Review the remainder of the Opinion Paper Graphic Organizer.
10. Direct students to give three reasons that support their opinions. These reasons should demonstrate the logical conclusions that led to their opinions.
11. Computers may be used to find evidence to back up their reason. At least one of the three reasons must have evidence that has been researched.
12. If time allows, review the document How to Cite Research from a Website.
13. In their paper, students must provide a concluding statement related to the opinion presented.
14. Students will complete this assignment during Days 8, 9, and 10.

[Previous](#)

[Next](#)